



Mt San Jacinto HS - CC Campus

Family Climate & LCAP Survey
Winter 21 - 22 Surveys



Report created by
Panorama Education



Summary

Topic Description	Results	Comparison
Climate of Support for Academic Learning	89% ▼ 11 since last survey	93% Palm Springs Unified School District
Knowledge and Fairness of Discipline, Rules and Norms	100% ▲ 1 since last survey	92% Palm Springs Unified School District
LCAP	93% ▼ 2 since last survey	92% Palm Springs Unified School District
Safety	100%	93% Palm Springs Unified School District
Sense of Belonging (School Connectedness)	92% ▼ 4 since last survey	93% Palm Springs Unified School District

9 responses



Climate of Support for Academic Learning

Your average

89%

9 responses

Change

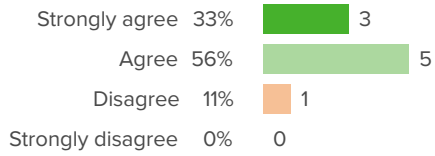
▼ **11**

since last survey

District average: **93%** Palm Springs Unified School District

How did people respond?

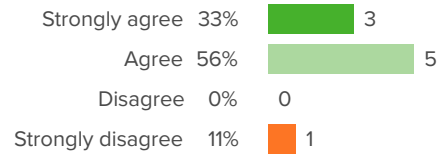
Q.1: This school provides high-quality instruction to my child.



▼ **11** from last survey

Favorable: **89%**

Q.2: This school has high expectations for all students.



▼ **11** from last survey

Favorable: **89%**



Knowledge and Fairness of Discipline, Rules and Norms

Your average

100%

9 responses

Change

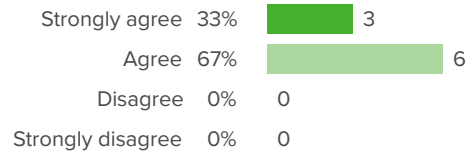
▲ 1

since last survey

District average: **92%** Palm Springs Unified School District

How did people respond?

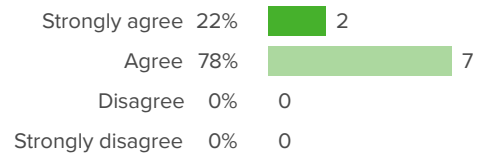
Q.1: This school clearly informs students what would happen if they break school rules.



▲ 0 from last survey

Favorable: **100%**

Q.2: At this school, discipline is fair.



▲ 3 from last survey

Favorable: **100%**



LCAP

Your average

93%

9 responses

Change

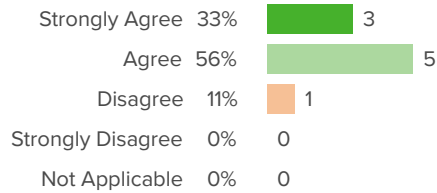
▼ 2

since last survey

District average: **92%** Palm Springs Unified School District

How did people respond?

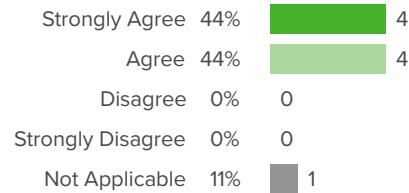
Q.1: The district provides Reading/English Language Arts instruction and support services that meet student needs.



▼ **11** from last survey

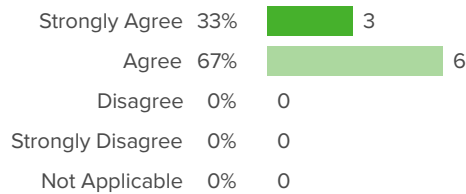
Favorable: **89%**

Q.2: When students need help in Reading/English Language Arts, the district has adequate interventions and supports to ensure all students are learning.



Favorable: **100%**

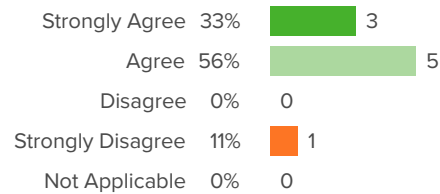
Q.3: The district provides Mathematics instruction and support services that meet student needs.



▲ **0** from last survey

Favorable: **100%**

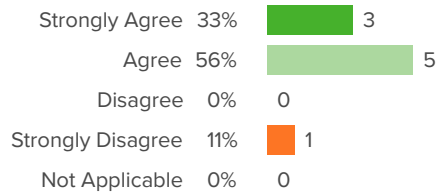
Q.4: When students need help in Mathematics, the district has adequate interventions and supports to ensure all students are learning.



Favorable: **89%**



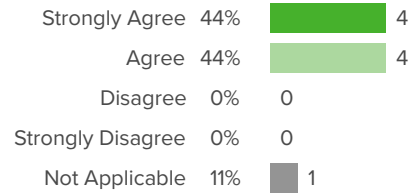
Q.5: The district is preparing students for future college readiness or career pathways.



▼ **8** from last survey

Favorable: **89%**

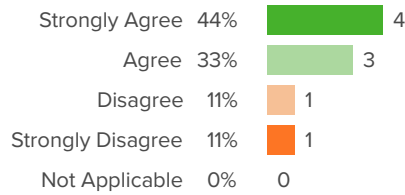
Q.6: The district offers effective English Language Development practices, programs, and supports for English Learners.



▲ **4** from last survey

Favorable: **100%**

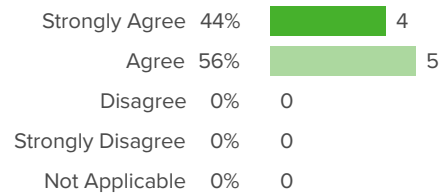
Q.7: The district effectively supports students with mental health and counseling services.



▼ **9** from last survey

Favorable: **78%**

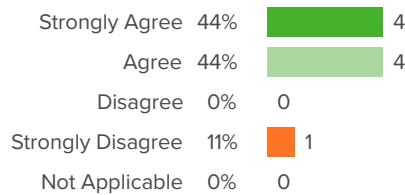
Q.8: The district provides opportunities for parents and families to provide input and participate in decision making.



▲ **10** from last survey

Favorable: **100%**

Q.9: The district provides equitable access to educational and enrichment opportunities for all student groups within the PSUSD community.



▼ **1** from last survey

Favorable: **89%**



Safety

Your average

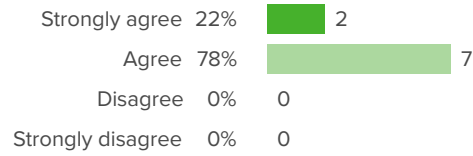
100%

9 responses

District average: **93%** Palm Springs Unified School District

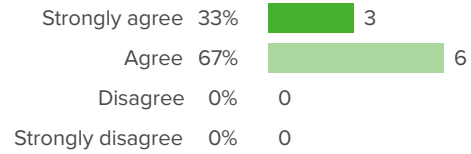
How did people respond?

Q.1: My child is safe in the neighborhood around the school.



Favorable: **100%**

Q.2: My child is safe on school grounds.



Favorable: **100%**



Sense of Belonging (School Connectedness)

Your average

92%

9 responses

Change

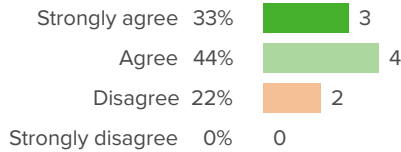
▼ 4

since last survey

District average: **93%** Palm Springs Unified School District

How did people respond?

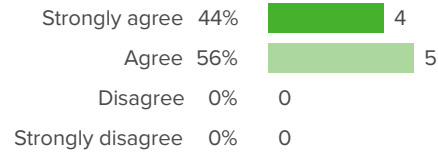
Q.1: I feel welcome to participate at this school.



▼ **19** from last survey

Favorable: **78%**

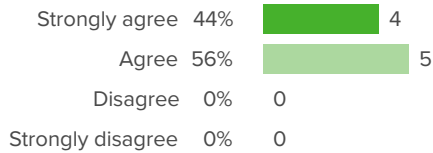
Q.2: School staff treats me with respect.



▲ **3** from last survey

Favorable: **100%**

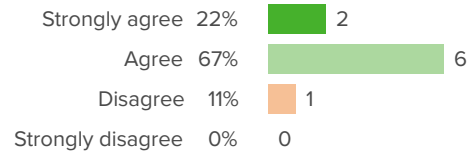
Q.3: School staff takes my concerns seriously.



▲ **6** from last survey

Favorable: **100%**

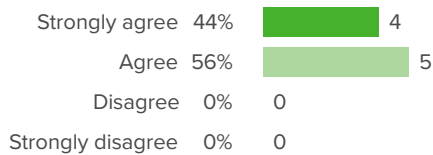
Q.4: School staff welcomes my suggestions.



▼ **4** from last survey

Favorable: **89%**

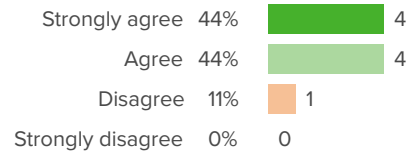
Q.5: School staff responds to my needs in a timely manner.



▲ **3** from last survey

Favorable: **100%**

Q.6: School staff is helpful.

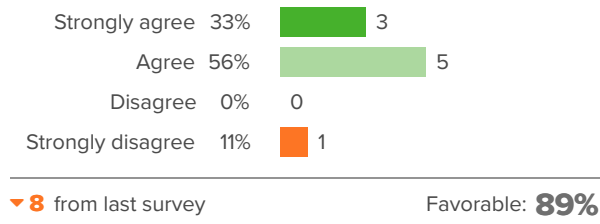


▼ **8** from last survey

Favorable: **89%**



Q.7: My child's background (race, ethnicity, religion, economic status) is valued at this school.





Background Questions

How did people respond?

Q.1: What grade is your child in?

Pre-kindergarten or Preschool	0%	0
Kindergarten or TK	0%	0
1st grade	0%	0
2nd grade	0%	0
3rd grade	0%	0
4th grade	0%	0
5th grade	0%	0
6th grade	0%	0
7th grade	0%	0
8th grade	0%	0
9th grade	0%	0
10th grade	22%	2
11th grade	33%	3
12th grade	44%	4

Q.2: What is your race or ethnicity?

American Indian or Alaska Native	0%	0
Asian	0%	0
Black or African American	0%	0
Filipino	0%	0
Hispanic or Latino	78%	7
Native Hawaiian or Other Pacific Islander	0%	0
White	11%	1
Two or More Races/Ethnicities	11%	1
Other	0%	0

Q.3: What is your child's race or ethnicity?


American Indian or Alaska Native	0%	0
Asian	0%	0
Black or African American	0%	0
Filipino	0%	0
Hispanic or Latino	67%	6
Native Hawaiian or Other Pacific Islander	0%	0
White	11%	1
Two or More Races/Ethnicities	22%	2
Other	0%	0

Q.4: Is your child currently learning to speak English in addition to speaking another language?

No	67%	6
Yes	33%	3



Q.5: What language do you mostly speak at home?



Q.6: Does your child have an Individualized Education Plan (IEP) or receive special education services?



Q.7: Does your child qualify for free or reduced price school meals?

